

NEW



Model, not actual patient

TIME TO GO

Say goodbye to spots and bumps with an innovative new approach that's clearly different!

**Introducing the CellFX<sup>®</sup> procedure**



## Clears the problem while preserving healthy collagen

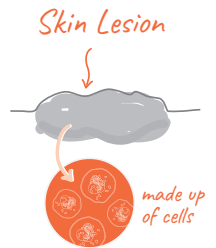
Do you have spots and bumps that bother you? The ones you try to cover up because they make you feel self-conscious. You may even feel like they are the only things people see.

If your answer is yes, it's time to ask your doctor about the CellFX procedure. It uses advanced technology to clear away unwanted spots and bumps, while preserving the collagen that surrounds them.<sup>1,2</sup> A winning combination that naturally restores your skin, leaving you looking and feeling your best.

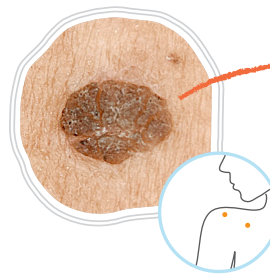


## How you clear spots and bumps matters

Did you know that most unwanted spots and bumps (known as benign skin lesions) are made up of cells? These cells cause an irregular appearance on the skin surface and can extend deep into the layers of your skin.



So clearing the cells can clear the problem. But it's important not to damage the non-cellular, healthy collagen that surrounds them. Traditional methods such as freezing, heat or chemical application can destroy the healthy tissue that surrounds the treatment area, causing scarring, or they may not reach deep enough to clear the unwanted cells.



### Dark spots

that occur anywhere on the body



### Skin-colored, raised bumps

that commonly occur on the face



### Persistent skin growths

that commonly occur on the hands and feet

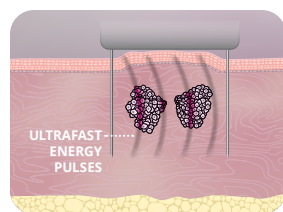


Model, not actual patient

# The **secret** behind the CellFX procedure makes a **clear** difference to your skin

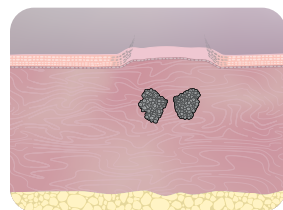
The CellFX procedure uses first-of-its-kind, patented Nano-Pulse Stimulation™ (NPS™) technology. This unique technology of ultrafast energy pulses reaches skin lesions no matter how deep they go within the treatment area. Because NPS technology only affects cells, it clears the lesion while sparing the surrounding non-cellular collagen foundation of your skin. The non-thermal CellFX procedure reduces the risk of scarring, and helps promote natural, gentle healing.<sup>1,2</sup>

The procedure is fast, easy and leads to healthy, renewed skin—like the spots and bumps were never there.



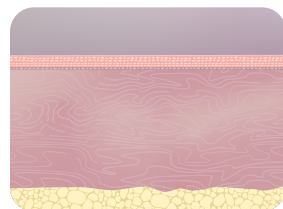
## RESOLVES

Naturally clears spots and bumps, leaving surrounding collagen unharmed




## REGENERATES

Stimulates cell turnover, replacing affected cells with healthy new cells



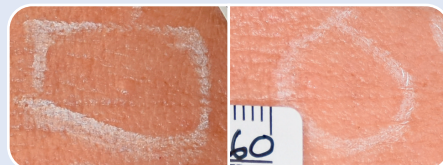
## RENEWS

Renews the skin surface for a natural, healthy appearance



Model, not actual patient

### Skin-colored, raised bumps



BEFORE

AFTER

Photos courtesy of Dr. Girish Munavalli, Charlotte, NC

### Persistent skin growths

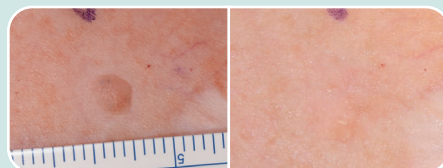


BEFORE

AFTER

Photos courtesy of Dr. Girish Munavalli, Charlotte, NC

### Dark spots



BEFORE

AFTER

Photos courtesy of Dr. Thomas Rohrer, Chestnut Hill, MA

Individual results may vary.



It's time to ask your doctor if the CellFX procedure is right for you.

### How long does the CellFX procedure take?

Your doctor will schedule the total appointment time required for your visit. The actual time for a CellFX procedure session is typically 15 minutes or less, depending on the number of benign lesions. Preparation of your skin takes a few minutes and each benign lesion usually requires only 10–15 seconds of pulsing.

### When will I see results?

Benign lesions typically clear within 30–60 days. The gradual return to normal skin appearance can take between 60–90 days. Your doctor will advise what normal healing time would be for the particular lesion type and your skin type.

### How soon can I return to normal activity?

Generally, most patients can immediately return to normal activity. Simple wound care will be recommended by your physician, such as wearing a small bandage for a short amount of time.

**Find out more by visiting [CellFX.com](https://www.cellfx.com)**

**REFERENCES:** **1.** Kaufman D, Martinez M, Jauregui L, et al. A dose-response study of a novel method of selective tissue modification of cellular structures in the skin with nanosecond pulsed electric fields. *Lasers Surg Med.* 2019;52(4):315-322. **2.** Newman J, Jauregui L, Knape WA, et al. A dose-response study of nanosecond electric energy pulses on facial skin. *J Cosmet Laser Ther.* Published online October 7, 2020. doi:10.1080/14764172.2020.1827151

The CellFX System is indicated for dermatologic procedures requiring ablation and resurfacing of the skin.

©2021 Pulse Biosciences, Inc. All rights reserved. Pulse Biosciences, CellFX, CellFX Marketplace, CellFX CloudConnect, Nano-Pulse Stimulation, NPS and the stylized logos are among the trademarks and/or registered trademarks of Pulse Biosciences, Inc. in the United States and other countries. MM0017 Rev A